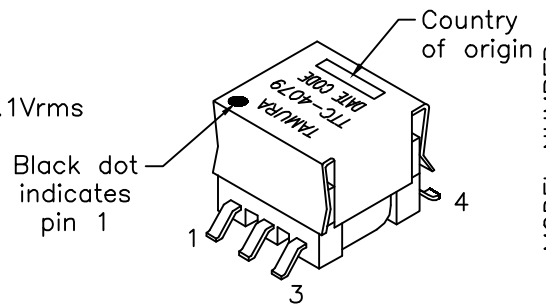


Common mode coil for ADSL

A. Electrical Specifications (@ 25° C)

1. Inductance; $205.0\mu\text{H} \pm 7.8\%$ @ 10KHz, 0.1Vrms Measured (1-6)
2. DC Resistance; (1-6) = $3.50\Omega \pm 10\%$
(2-5) = $3.50\Omega \pm 10\%$
3. Turns Ratio; (1-6):(2-5)=1:1.00±2%
4. Total Harmonic Distortion; -57dB TYP @ 100KHz, 0dBm, 600Ω loaded
5. Dielectric Strength; 600VDC 1 second @ 1 to 2

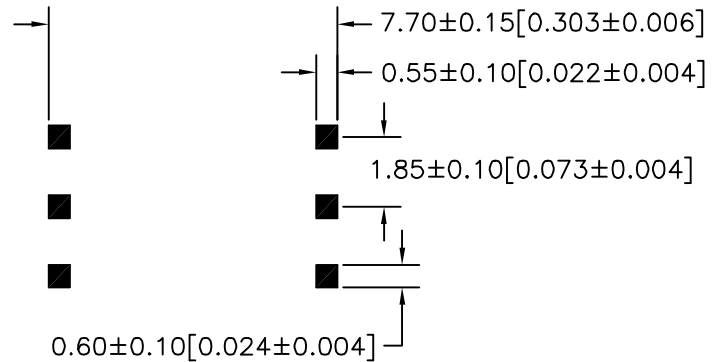
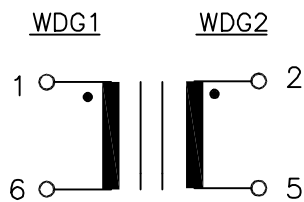


MODEL NUMBER

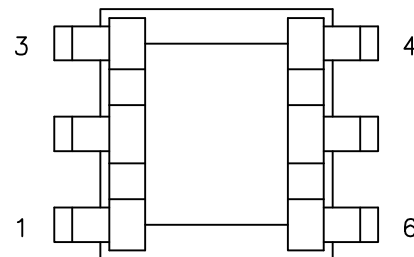
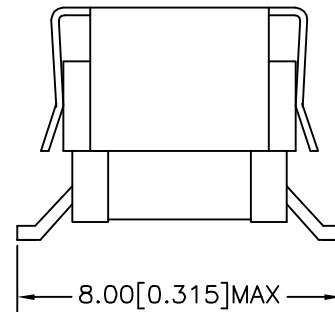
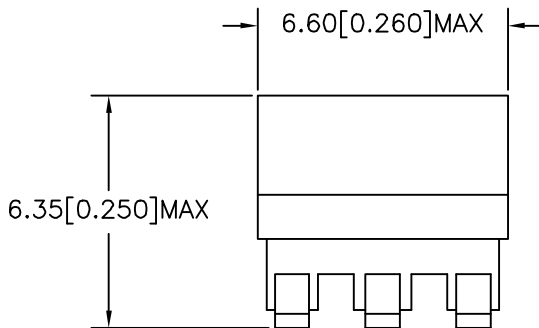
TTC-4079

B. Marking; TTC-4079, TAMURA, date code and country of origin

C. Schematic and Mounting Footprint;



D. Mechanical Specifications



PREPARED BY:

D. Rund

ENGINEER:

Y. Sekiguchi

QUALITY CONTROL:

D. Kelley

APPROVED:

J. Coleman

DWG CONTROL NO.
P-A1-12736
ACAD\TTC\A1127361.DWG

REV
PRE

CONTENTS OF THIS DRAWING ARE
SUBJECT TO CHANGE WITHOUT
PRIOR NOTICE

COMMON MODE
COIL

TAMURA CORPORATION OF AMERICA
43352 BUSINESS PARK DRIVE, TEMECULA, CA. 92590-6624
(909) 699-1270 FAX 9096769482

TTC-4079
MODEL SPECIFICATION

DIM: mm(in) SCL: 6/1 SH: 1 OF 1

PROPRIETARY NOTICE: THIS DRAWING PRINT OR DOCUMENT AND SUBJECT MATTER DISCLOSED HEREIN ARE PROPRIETARY ITEMS TO WHICH TAMURA RETAINS THE EXCLUSIVE RIGHT OF DISSEMINATION, REPRODUCTION, MANUFACTURE AND SALE. THIS DRAWING, PRINT OR DOCUMENT IS SUBMITTED IN CONFIDENCE FOR CONSIDERATION BY THE RECIPIENT ALONE UNLESS PERMISSION FOR FURTHER DISCLOSURE IS EXPRESSLY GRANTED IN WRITING.